



Edison Opto Corporation
Investor's Conference
2018/07/12



Stock No: 3591

Disclaimer



Edison's presentation contains forward-looking statements subject to significant risks and uncertainties. Actual results may differ materially from those contained in the forward-looking statements.

The forward-looking statements in this release reflect the current belief of **Edison** as of the date of this release, we undertake no obligation to update these forward-looking statements for new information, future events, or otherwise.

Briefing Outline



Company Profile

Financial Information

Future Outlook

Company Profile

Financial Information

Future Outlook

Company Introduction



Founded : 2001/10

IPO: 2010/11

Director: Jason Wu

CEO: Jason Wu

Employee: Around 1,000

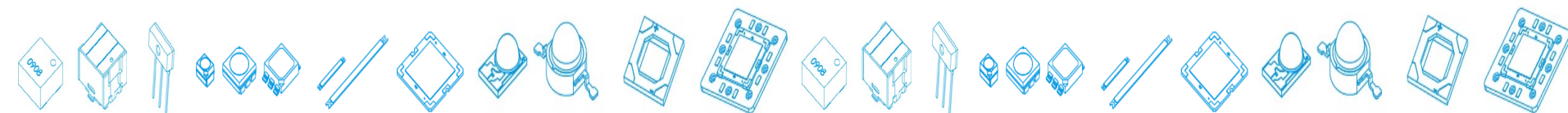
Capital: US\$ 43 Million

Address: 4F., No.800, Zhongzheng Rd., Zhonghe Dist., New Taipei City 235, Taiwan (R.O.C.)

Product:

- i) LED lighting(Components, Modules and Finish products)
- ii) Optical Datalink Components
- iii) Automotive LED (Components and Modules)

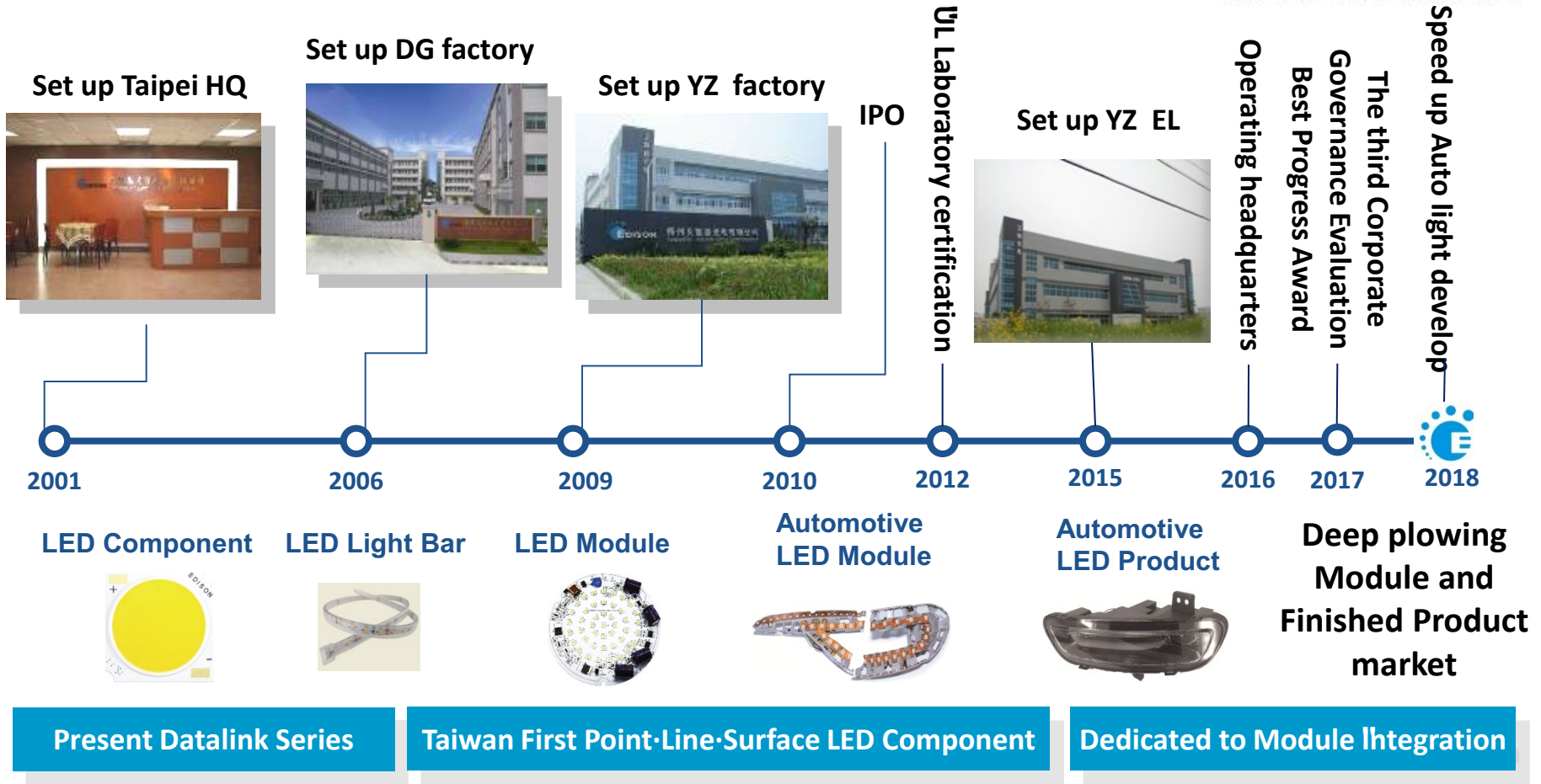
Green Light



Company History



BEYOND · ILLUMINATION

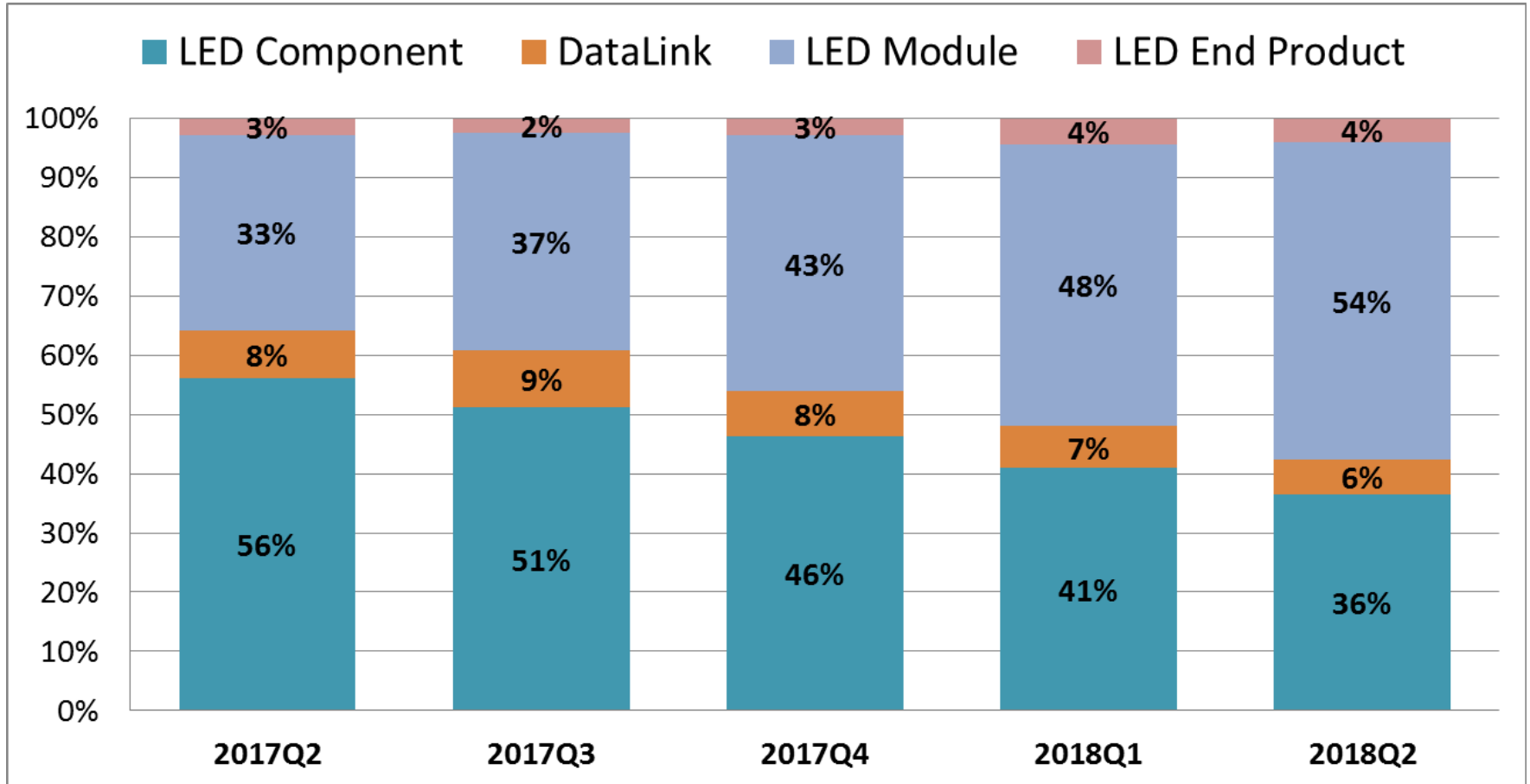


Company Profile

Financial Information

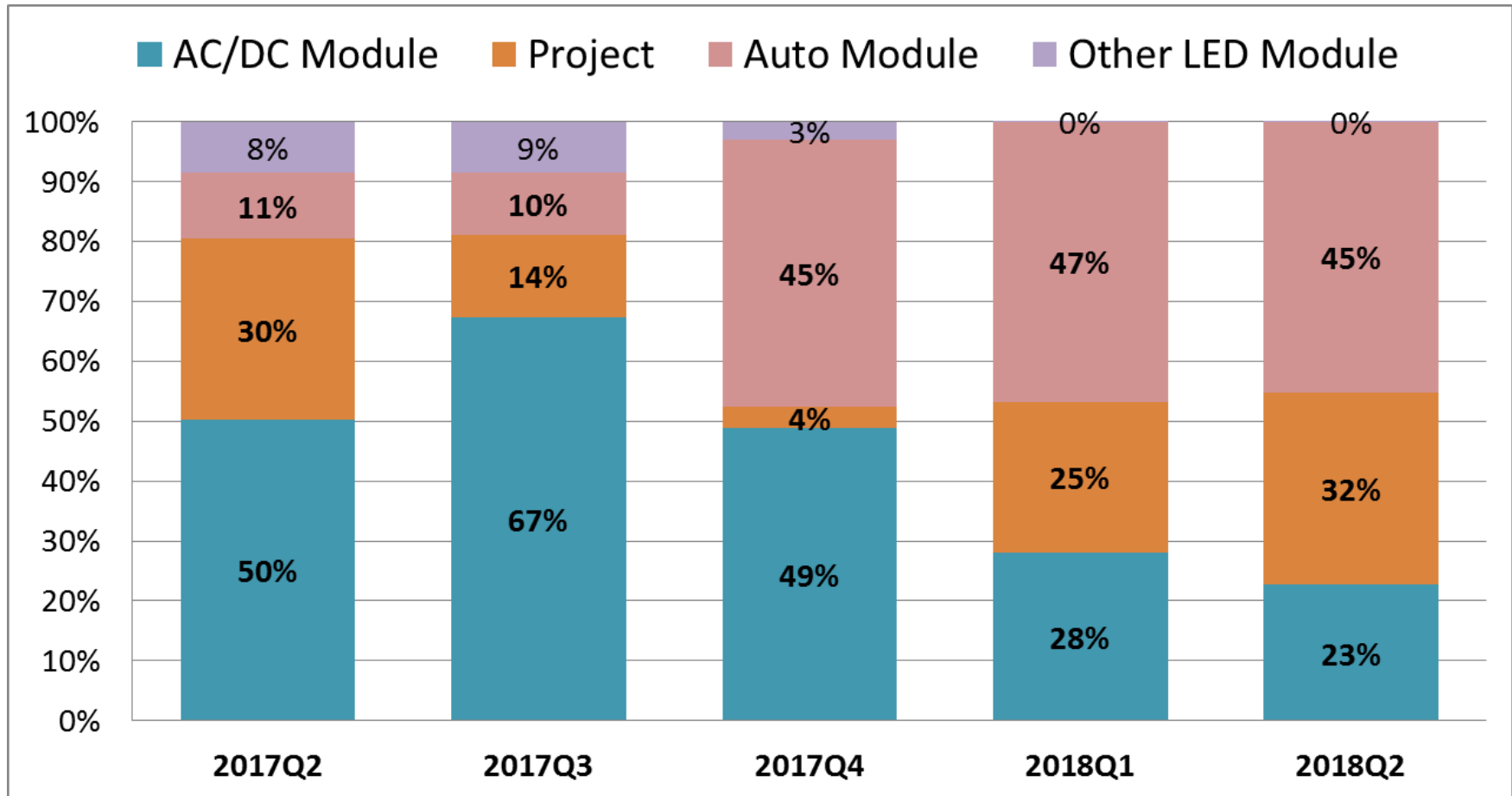
Future Outlook

Product Revenue Mix



LED module revenue continued to grow quarterly

LED Module Revenue Mix



Auto module revenue continued to rise from 2017 Q4

Income Statement (QoQ)



BEYOND ILLUMINATION

NT\$ Thousand

Item	2018 Q1		2017 Q4		QoQ	
	Amount	%	Amount	%	Amount	%
Sales Revenue	690,436	100.0%	664,487	100.0%	25,949	3.9%
Cost of Goods Sold	582,727	84.4%	580,143	87.3%	2,584	0.4%
Gross Profit	107,709	15.6%	84,344	12.7%	23,365	27.7%
Operating Expense	94,855	13.7%	116,821	17.6%	(21,966)	-18.8%
Operating Profit(Loss)	12,854	1.9%	(32,477)	-4.9%	45,331	139.6%
Foreign Exchange Loss	(11,003)	-1.6%	(5,130)	-0.8%	(5,873)	-114.5%
Disposal Assets & Impairment Loss	0	0.0%	(58,870)	-8.9%	58,870	100.0%
Other Non-Operating Gain(Loss)	6,505	0.9%	(13,670)	-2.1%	20,175	147.6%
Net income(loss) before tax	8,356	1.2%	(110,147)	-16.6%	118,503	107.6%
Income Tax	1,656	0.2%	(2,171)	-0.3%	3,827	176.3%
Net income(loss) after tax	6,700	1.0%	(107,976)	-16.2%	114,676	106.2%
EPS (NT\$ dollars)	0.01		(0.83)			

Income Statement (YoY)



NT\$ Thousand

Item	2018 Q1		2017 Q1		YoY	
	Amount	%	Amount	%	Amount	%
Sales Revenue	690,436	100.0%	741,377	100.0%	(50,941)	-6.9%
Cost of Goods Sold	582,727	84.4%	658,256	88.8%	(75,529)	-11.5%
Gross Profit	107,709	15.6%	83,121	11.2%	24,588	29.6%
Operating Expense	94,855	13.7%	98,979	13.4%	(4,124)	-4.2%
Operating Profit(Loss)	12,854	1.9%	(15,858)	-2.1%	28,712	181.1%
Foreign Exchange Loss	(11,003)	-1.6%	(7,159)	-1.0%	(3,844)	-53.7%
Other Non-Operating Loss	6,505	0.9%	(152)	0.0%	6,657	4379.6%
Net loss before tax	8,356	1.2%	(23,169)	-3.1%	31,525	136.1%
Income Tax	1,656	0.2%	1,956	0.3%	(300)	-15.3%
Net loss after tax	6,700	1.0%	(25,125)	-3.4%	31,825	126.7%
EPS (NT\$ dollars)	0.01		(0.20)			

Balance Sheet



NT\$ Million

Item	2018/3/31		2017/12/31		2017/3/31	
	Amount	%	Amount	%	Amount	%
Cash & Cash Equivalent	1,069	25%	1,072	26%	961	22%
Accounts & Notes Payable	651	15%	561	14%	670	16%
Inventory	361	8%	366	9%	306	7%
Other Current Assets	86	2%	82	2%	94	2%
Property, Plant and Equipments	1,726	40%	1,735	42%	1,935	45%
Other Long-Term Assets	442	10%	303	7%	317	7%
Total Assets	4,335	100%	4,119	100%	4,283	100%
Current Liability	1,083	25%	897	22%	963	22%
Other Liability	66	1%	65	1%	70	2%
Total Liability	1,149	27%	962	23%	1,033	24%
Common Stock	1,303	30%	1,303	32%	1,324	31%
Paid-in Capital	2,158	50%	2,158	52%	2,271	53%
Retained Earnings and other Equity	(263)	-6%	(286)	-7%	(289)	-7%
Treasury stocks	(161)	-4%	(161)	-4%	(205)	-5%
Minority Interest	149	3%	143	3%	149	3%
Total Shareholders' Equity	3,186	73%	3,157	77%	3,250	76%
Total Liability and Shareholders' Equity	4,335	100%	4,119	100%	4,283	100%

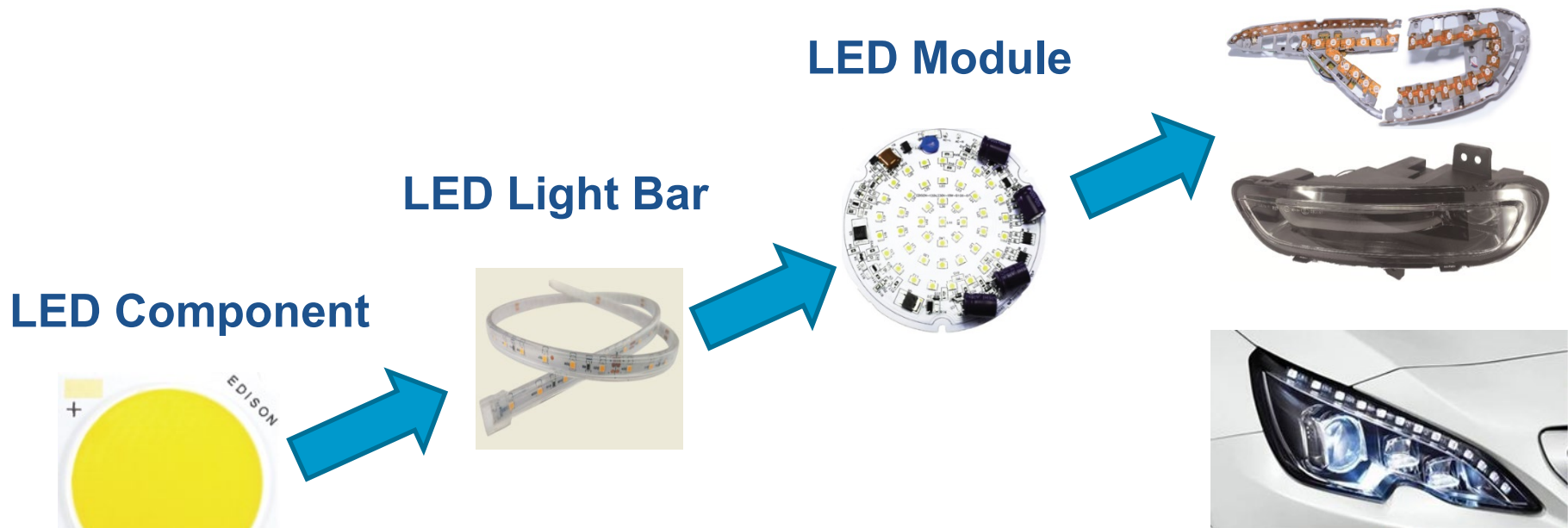
Company Profile

Financial Information

Future Outlook

Deep plowing Module and Finished Product market

Automotive LED Module



⇒ Edison's revenue portfolio diversified and continued to deepen the lighting modules and finished product applications market, and end consumers more closely linked.



Edison Group

Q&A

Global lighting solution leader

TEMO

Edison Opto Corporation

LDMS
Lighting Design Manufacturing Service